

GrowthZone Help Center

Client Guidebook / JUNO v2 / Updating your site layout.

General settings


This guide is designed to assist clients and administrators in efficiently navigating to and setting up the specific features for their site's branding and theme presets.

Brand Assets | Theme


Brand Assets

Click on or drag an image to either image container below.

Logo
Your logo will be displayed in the top left side of the header. If it appears too small or large, try cropping the image first.



Favicon
The favicon displays on the browser tab and is usually a small square image.



Theme

Choose your site's font and theme colors.

Font
Select the font for text that appears on the site

Theme Font
Prompt

Primary color
Affects buttons, highlighted menu items, loading spinners, other accents and is available to use while building pages or library content

Secondary color
Available to use while building pages or library content

Accent color
Available to use while building pages or library content

Save

Updating the Brand Assets and Theme in the Site Admin General Settings section.

Brand Assets



Name	Result / Use Case	Options	Default YES NO	Directions / Examples
Logo	<ul style="list-style-type: none"> The way your logo is used on the website: <p>Used in the top left corner of the header bar, users can quickly find their way back to the main landing page of your website.</p>	<p>Accepted file types:</p> <p>'png', 'jpg', 'jpeg', 'gif', 'webp', 'bmp', 'svg'</p>	NO	Click on or drag an image into the container to add your logo to your site.


Name	Result / Use Case	Options	Default YES NO	Directions / Examples
Favicon	<ul style="list-style-type: none"> The way your logo is used on the website: the little image on the browser tab 	Accepted file types: 'png', 'jpg', 'jpeg', 'gif', 'webp', 'bmp', 'svg'	NO	Click on or drag an image into the container to add your favicon to your site.  <p style="text-align: center;">Example Favicons</p>

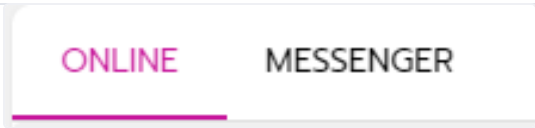
Name	Result / Use Case	Options	Default YES NO	Directions / Examples

Theme

choose your site's font and theme colors.



Name	Result / Use Case	Options	Default YES NO
Font	The theme font updates the primary font family used through the site.	<ul style="list-style-type: none"> • Prompt • Arial • Verdana • Tahoma • Trebuchet MS • Times New Roman • Georgia • Garamond • Courier New • Brush Script MT 	YES • NO
Primary Color	Affects buttons, highlighted menu items, loading spinners, other accents and is available to use while building pages or library content 	Any hex code or RGBA colors	NO

Name	Result / Use Case	Options	Default YES NO
			
Secondary Color	Available to use while building pages or library content	Any hex code or RGBA colors	NO

Name	Result / Use Case	Options	Default YES NO
Accent Color	Available to use while building pages or library content	Any hex code or RGBA colors	NO

Related Articles

- [Rotator modules](#)
- [Pages](#)
- [Grid modules](#)

- [Library pages](#)
- [Directory modules](#)
- [Navigation](#)
- [Attaching access passes to content around the site.](#)
- [Managing Sessions](#)
- [Creating and managing Access Passes](#)
- [Courses and the Learning Management System](#)
- [Add and update Users](#)
- [Community](#)
- [Create and edit content on your site](#)
- [Getting started with the site admin](#)
- [General settings](#)

[Growthzone Community](#) / [Privacy policy](#) / [Release notes](#) / [JUNO API](#) / [Learn more](#)

Copyright © 2024 JUNO • Powered by Scroll Viewport & Atlassian Confluence