

Using the social features in sessions

This guide covers the various social features in v2 sessions, including sending chat messages, participating in Q&A, and voting on questions.

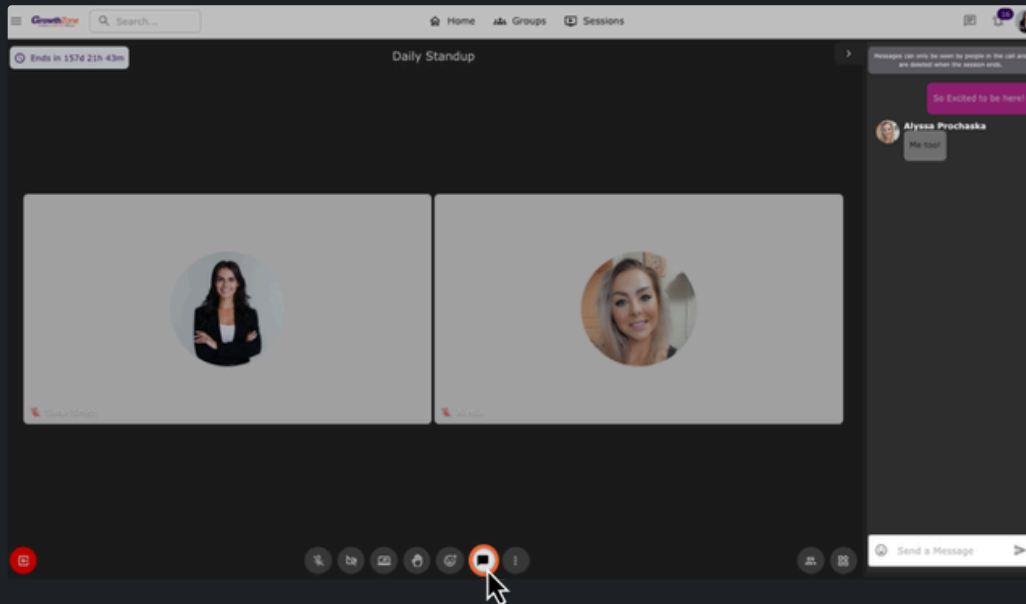
Before you begin

Chat and Q&A messages are not saved within the session; once the session has ended, all chat, questions, and answers are deleted.

Sending chat messages

To send a chat message during a session, locate the **Chat** icon in your session toolbar and select it. You can send messages, emojis, links, GIFs, and images within the chat panel.

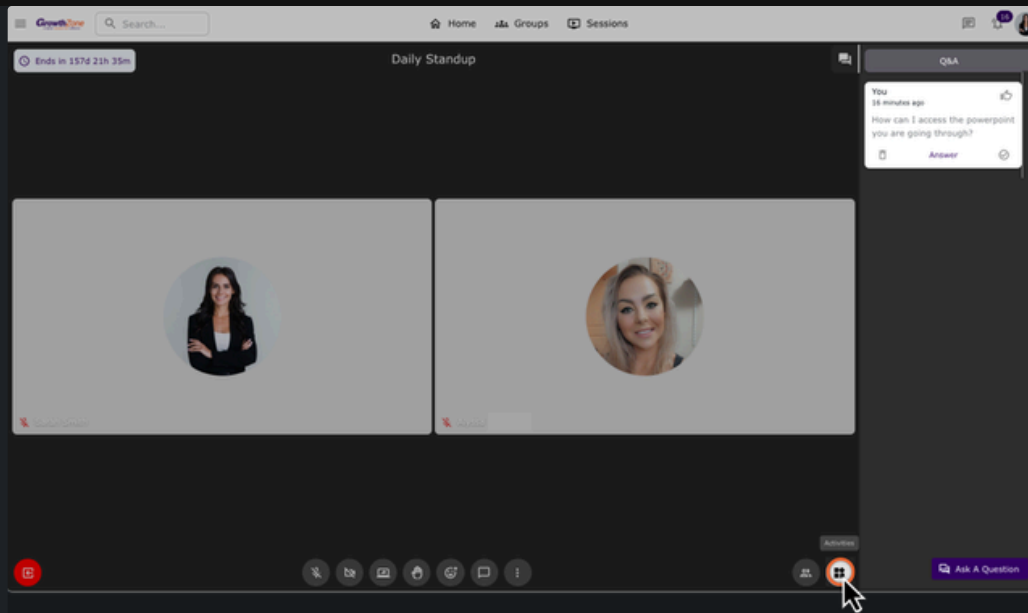
Your messages in the chat panel will appear in the site's primary branding color. Others' messages will appear in dark grey.



Using the chat panel within a session.

Asking and answering questions

1. To ask and answer questions, open the Activities panel by selecting the **Activities** icon at the bottom right of the session screen.
2. In the Q&A panel, you can submit your questions using the **Ask a Question** prompt at the bottom right. To answer questions, use the **Answer** prompt located below each submitted question.




Asking a question in a session.

Voting on questions

To vote on questions you are interested in, select the **Thumbs-up** icon within the specific question.

Polls

 Polls are not yet available in v2 sessions. Check back later for updates.